

# NANOGrav Hints on Planet-Mass Primordial Black Holes

GUILLEM DOMÈNECH<sup>a,\*</sup> and SHI PI<sup>b,c,†</sup>

<sup>a</sup>*INFN Sezione di Padova, I-35131 Padova, Italy*

<sup>b</sup>*Kavli Institute for the Physics and Mathematics of the Universe (WPI),*

*The University of Tokyo Institutes for Advanced Study,*

*The University of Tokyo, Kashiwa, Chiba 277-8583, Japan*

<sup>c</sup>*CAS Key Laboratory of Theoretical Physics, Institute of Theoretical Physics,*

*Chinese Academy of Sciences, P.O. Box 2735, Beijing 100190, China*

Recently, NANOGrav claimed a detection of a common-spectrum process stochastic signal of the pulsar timing array (PTA) time residuals from their 12.5 year data, which might be the first detection of the stochastic background of gravitational waves (GWs). We show that the amplitude and the power index of such waves imply that they could be interpreted as induced GWs by the peaked curvature perturbation on small scales with a dust-like post inflationary era with  $-0.091 \lesssim w \lesssim 0.048$ , where the frequency of the scalar perturbation power spectrum is about 30 times higher than the characteristic PTA frequency. Such stochastic background of GWs naturally predicts the substantial existence of planet-mass primordial black holes (PBHs), which may be the origin of the short timescale microlensing events found in OGLE data.

*Introduction.* After LIGO/VIRGO have detected gravitational waves (GWs) from mergers of black holes and neutron stars [1–6], the next inspiring discovery may be the stochastic gravitational wave background (SGWB), which can span in a large frequency range from  $10^{-20}$  Hz to  $10^8$  Hz. The pulsar timing array (PTA) can detect the low-frequency band of the SGWB down to  $10^{-8}$  Hz, which is a good window of GWs from the early universe [7, 8]. Recently, North American Nanohertz Observatory for Gravitational Waves (NANOGrav) claimed that they have detected a stochastic common-spectrum process signal from the NANOGrav 12.5-yr data set [9]. The quadrupolar spatial correlations [10] as evidence for the (SGWB) are not found, which await for future detections with higher precision. However, SGWB as the source of such stochastic signals is worth considering at the current stage, which when written in the spectrum of its energy density,  $\Omega_{\text{GW}}$ , has an amplitude from  $1.19 \times 10^{-9}$  to  $4.51 \times 10^{-9}$  at  $2\text{-}\sigma$  confidence level (CL) at the fiducial frequency  $f_{\text{yr}} = 1 \text{ yr}^{-1}$ . The shape of the GW spectrum can be fit by power-law as  $\Omega_{\text{GW}} \propto f^\beta$  with  $-1.5 < \beta < 0.5$ , if only the first five bins of the signal are taken into consideration, as the high frequency bins are probably from noise.

The smallness of  $\beta$ , especially its compatibility with a scale-invariant GW spectrum, motivates theorists to consider this signal to be the SGWB from cosmic strings [11–14], the first order phase transitions [15–22], or induced GWs [23–30]. For a variety of models, when moving to the infrared frequency band,  $\Omega_{\text{GW}}$  goes like  $\propto f^3$ , if the universe is dominated by radiation when the corresponding wavelength reenters the Hubble horizon [31]. In the ultraviolet, the GW spectrum usually decays exponentially or as power-law, depending on the shape of the peak of the scalar perturbation, which is highly model-

dependent [32]. Therefore, the power index of  $\Omega_{\text{GW}}$  can only fall in  $-1.5 < \beta < 0.5$  in the near-peak frequency range, which put strong constraints on the solar mass PBHs [26], unless the peak in the scalar power spectrum is broad enough [23, 24, 29].

The infrared power index of  $\Omega_{\text{GW}} \propto f^\beta$ , however, depends sensitively on the equation of state of the universe when the corresponding wavelength reenters the Hubble horizon and can be used to probe the evolution history of the universe [31, 33–44]. While we know that the universe was dominated by radiation during big bang nucleosynthesis (BBN), we have scarce evidence of how the universe evolved before BBN. Motivated by tensions and anomalies that the standard  $\Lambda$ CDM cosmology is facing and the unknown nature of the inflaton and reheating, there has been a big effort in the community to find signatures of deviations from radiation domination in the early universe<sup>1</sup>. The SGWB provides a direct window to test the expansion history of the early universe.

An equation of state different from radiation, i.e.  $w \neq 1/3$ , can be realized, e.g., by an adiabatic perfect fluid, or by a scalar field either oscillating in an arbitrary potential or rolling down an exponential potential [46]. In the latter case, a plateau-like structure appears in the induced GW spectrum when  $w \sim 0$  [41], which makes the peak of the induced GWs different from the peak for PBH formation. This implies that the PBH mass can be much smaller than one solar mass which corresponds to the PTA frequency of  $10^{-8}$  Hz. In this letter, we show that the recently reported NANOGrav signal is consistent with such a scenario, while its amplitude and the

<sup>1</sup> For an extensive review see Ref. [45] and references therein.

power index predict the substantial existence of planet-mass PBHs, whose mass and abundance fit the recent microlensing events found in OGLE data.

*Induced GWs.* Gravitational waves induced scalar perturbation that peaks at  $k_*$  are mainly generated when the  $k_*$ -mode reenters the horizon [47–55].<sup>2</sup> After the generation, the evolution of tensor modes is essentially that of a massless free field. This means that after a tensor mode with wavenumber  $k$  reenters the horizon, its energy density redshifts as radiation, i.e.  $\rho_{\text{GW}} \propto a^{-4}$ . Thus, in a radiation dominated universe the spectrum of GW fractional energy density per logarithmic wavenumber interval (or GW spectrum for short),  $\Omega_{\text{GW}} \equiv \rho_{\text{cr}}^{-1} d\rho_{\text{GW}}/d\ln k$ , does not redshift after generation. The interesting point is that any deviation from the standard radiation dominated universe is imprinted in a change of slope of the GW spectrum. The spectrum of induced GWs is then potentially compatible with the NANOGrav 12.5-yr result for certain expansion histories.

Let us estimate the dependence of the power index with the equation of state parameter  $w$ . Considering the expansion rate goes as  $H^2 \propto a^{3(1+w)}$  for a constant  $w$ , we find that a given comoving wavenumber  $k$  is related to the scale factor at horizon crossing as  $k \propto a_k^{-(1+3w)/2}$ . Taking into account that GWs redshift as  $a^{-4}$  after they reenter the horizon, we obtain [31, 41]

$$\Omega_{\text{GW}} \propto k^3 \left(\frac{a_k}{a}\right)^{1-3w} \propto k^{3-2\frac{1-3w}{1+3w}} \equiv k^\beta \quad (1)$$

where the  $k^3$  comes from causality arguments for a localized source, e.g. a broad peak in the primordial scalar spectrum. It becomes  $k^2$  for a narrow peak [31].<sup>3</sup> Thus, the spectral index of the induced GWs for general cosmological background and a narrow peak reads

$$\beta = 2 - 2\frac{1-3w}{1+3w}. \quad (2)$$

We see that for  $w < 1/3$  the spectral index of the GWs spectrum is less than in a radiation dominated universe due to a slower expansion rate. It should be noted that modes which enter the horizon after reheating have the typical scaling of induced GWs in a radiation dominated universe, i.e.  $\beta = 2$  or  $\beta = 3$  respectively for narrow or broad peaks.

From now on, we consider for simplicity that the reheating scale is equal to or lower than the scale given by the lowest frequency of the NANOGrav results, i.e.

<sup>2</sup> This applies only for  $w \leq 1/3$ . When  $w > 1/3$  the scalar mode with  $k = k_*$  keep sourcing tensor modes.

<sup>3</sup> A detailed computation yields  $\Omega_{\text{GW}} \propto k^{3-2|(1-3w)/(1+3w)|}$  due to an extra superhorizon growth for  $w > 1/3$  [41]. We will not pursue the cases  $w > 1/3$  since the NANOGrav result would imply  $w > 1$ . In the power-law scalar field model this corresponds to a negative potential which we regard as unphysical.

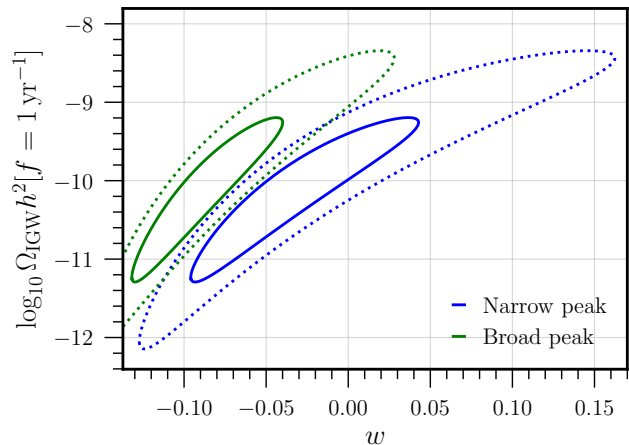


FIG. 1. 1- and 2- $\sigma$  contours of the posteriors for the amplitude of the GWs power spectrum at  $f = 1 \text{ yr}^{-1}$  and the equation of state parameter  $w$ , for a common-spectrum process for the five frequency power law of NANOGrav 12.5-yr results [9], respectively in solid and dotted lines. In blue and green we respectively show the implication for a narrow and a broad peak in the primordial scalar power spectrum. Note how the mean values for both cases falls in the region where  $w < 0$ . We approximated the NANOGrav 1 and 2- $\sigma$  contours [9] by ellipses.

$f \approx 2.4 \times 10^{-9} \text{ Hz}$ , which corresponds to a reheating temperature of roughly  $T_{\text{rh}} \approx 130 \text{ MeV}$ . This gives

$$f \approx 2.35 \times 10^{-9} \text{ Hz} \left(\frac{k}{k_{\text{rh}}}\right) \left(\frac{T_{\text{rh}}}{130 \text{ MeV}}\right) \times \left(\frac{g_*(T_{\text{rh}})}{13.5}\right)^{1/2} \left(\frac{g_{*,s}(T_{\text{rh}})}{14.25}\right)^{-1/3}. \quad (3)$$

It is important to note that even though the reheating temperature of 130 MeV is low, it is still allowed by BBN constraints which require  $T_{\text{rh}} > 4 \text{ MeV}$  [56–59]. With this assumption, we fit the NANOGrav 1- $\sigma$  constraints on the GWs spectral index for a finite range of the equation of state parameter  $w$ . Using Eq. (2) we find that the 1- $\sigma$  constraints of the power index by NANOGrav, i.e.  $0.5 > \beta > -1.5$ , can be converted to the range of the equation of state parameter  $w$  of

$$-0.091 < w < 0.048, \quad (4)$$

for a narrow peak, and  $-0.128 < w < -0.037$  for a broad peak.

We show the 1- and 2- $\sigma$  contours in Fig. 1 extracted from the NANOGrav results. Notably, both mean values corresponds to a negative equation of state. In such a case, an adiabatic perfect fluid description is not appropriate as its negative sound speed, i.e.  $c_s^2 = w < 0$ , causes a pathological tachyonic instability. Therefore, in this letter we consider that the universe is dominated by

a scalar field in an exponential potential [46], which we dubbed as the  $w$ -dominated universe. It has the same background expansion as an adiabatic perfect fluid but differs at the perturbation level, which is well behaved with  $c_s = 1$  even when  $w < 0$ . A remarkable property of such a model is that as the sound speed is 1, the Jeans length is higher than that of a perfect fluid, which makes the PBHs more difficult to form.

To estimate the amplitude of the induced GWs in a  $w$ -dominated universe we use the analytical estimates given in Ref. [41]. For simplicity, we assume that the primordial scalar power spectrum has a narrow peak at  $k = k_*$ , which is described by a  $\delta$ -function as  $\mathcal{P}_{\mathcal{R}} = \mathcal{A}_{\mathcal{R}}\delta(\ln(k/k_*))$ . We also assume the universe is reheated instantaneously, while the mode reenters the horizon at the reheating moment has the wavenumber of  $k_{\text{rh}}$ . For a narrow peak, the spectrum of induced GWs near the scale of reheating  $k_{\text{rh}}$  and far enough from the peak scale  $k_*$  takes the form of a broken power-law given by

$$\Omega_{\text{GW}}h^2(k \ll k_*) \approx \Omega_{\text{GW,rh}}h^2 \times \begin{cases} (k/k_{\text{rh}})^2 & (k \lesssim 3k_{\text{rh}}/4) \\ (k/k_{\text{rh}})^{2-2\frac{1-3w}{1+3w}} & (k \gtrsim 3k_{\text{rh}}/4) \end{cases}, \quad (5)$$

where

$$\Omega_{\text{GW,rh}}h^2 \approx 3.51 \times 10^{-7} \left( \frac{\Omega_{r,0}h^2}{4.18 \times 10^{-5}} \right) \left( \frac{g_{*,s}(T_{\text{rh}})}{14.25} \right)^{-4/3} \times \left( \frac{g_*(T_{\text{rh}})}{13.5} \right) \left( \frac{9(1+w)(1+3w^2)}{4(1-3w)} \mathcal{A}_{\mathcal{R}} \frac{k_{\text{rh}}}{k_*} \right)^2. \quad (6)$$

The relativistic number of degrees of freedom for  $k > k_{\text{rh}}$  must be evaluated at  $T_{\text{rh}}$  since from that moment on GWs have a constant density parameter [60]. An accurate position of the matching is numerically found to be  $\sim 3k_{\text{rh}}/4$  independent of  $w$  [41]. Note that the amplitude of the GW spectrum is suppressed by a factor  $(k_{\text{rh}}/k_*)^2$ . This factor is easily understood from the following. Before the scalar mode with wavenumber  $k_*$  enters the horizon, tensor modes have a constant source. As such a tensor mode with wavenumber  $k$  grows as  $(k\tau)^2$ . Once the scalar mode  $k_*$  enters the horizon the source effectively shuts off and we can evaluate the tensor modes at horizon crossing, i.e.  $k_*\tau_* \sim 1$ , which gives us the  $(k/k_*)^2$  dependence. This implies that the further the peak scale is from the scale of reheating, the lower the amplitude of the scalar perturbation.

We can estimate the model parameters by using the  $1-\sigma$  limits on the amplitude of the SGWB, which roughly translates to  $\Omega_{\text{GW,rh}}h^2 \in [2.13, 8.05] \times 10^{-10}$  at  $f \approx 2.4 \times 10^{-9}$  Hz [9]. Using Eq. (6) we see that in order to reach the NANOGrav result, the product of the amplitude of

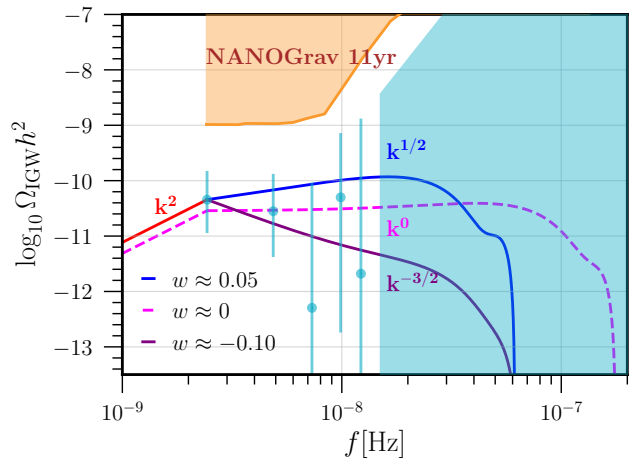


FIG. 2. GWs spectrum vs frequency. The solid blue and purple lines correspond to the scalar induced GWs in a  $w$ -dominated universe, respectively for  $w \approx 0.05, -0.1$ . In the blue and purple solid lines we chose  $k_*/k_{\text{rh}} = 10$  and respectively  $\mathcal{A}_{\mathcal{R}} = 0.039, 0.069$ . We also plot in magenta the characteristic value that fits the OGLE observation of PBH candidates with  $\mathcal{A}_{\mathcal{R}} = 0.11$ ,  $k_*/k_{\text{rh}} = 27.5$  and  $w = 0$ . In cyan we illustrate the NANOGrav 12.5-yr results for the residuals [9] translated to the GW spectrum: the cyan dots represent the mean values of the residuals for the five frequency window, while the cyan shaded region illustrates the data which fits to white noise and is not used for the NANOGrav power-law fit. For comparison with previous results, we show in orange the sensitivity curve of the NANOGrav 11-yr results for a free spectrum [61].

the scalar peak and the separation of scales  $k_{\text{rh}}/k_*$  is a function of  $w$

$$\mathcal{A}_{\mathcal{R}} \frac{k_{\text{rh}}}{k_*} \approx (3.81 \pm 2.91) \times 10^{-2} \frac{4(1-3w)}{9(1+w)(1+3w^2)}, \quad (7)$$

where we already took the best fit of  $\Omega_{r,0}h^2$ ,  $g_*$  and  $g_{*,s}$  in Eq. (6). This is valid for  $w < 1/3$ , which includes the parameter space of our interests shown in Eq. (4).

We see from Eq. (7) that there is a degeneracy of  $\mathcal{A}_{\mathcal{R}}$  and  $k_{\text{rh}}/k_*$ , given that the amplitude of the induced GWs at  $k_{\text{rh}}$  is fixed to be what NANOGrav has measured. Besides, the fact that the signal observed by NANOGrav spans at least for the first five bins in the range of  $2.4 \times 10^{-9}$  Hz  $\sim 1.3 \times 10^{-8}$  Hz means that there is a lower bound for  $k_*/k_{\text{rh}}$ ,

$$\frac{k_*}{k_{\text{rh}}} > \frac{1.3 \times 10^{-8}}{2.4 \times 10^{-9}} \approx 5.4, \quad (8)$$

which can be converted by (7) to be a lower bound for  $\mathcal{A}_{\mathcal{R}}$ , namely

$$\mathcal{A}_{\mathcal{R}} > 1.7 \times 10^{-2}. \quad (9)$$

Such a high amplitude of the curvature perturbation spectrum can generate substantial PBHs at the horizon reentry, which can be further constrained by the

microlensing experiments. As we proceed to show in the next section, such a peak can generate planet-mass PBHs, which, as implied by the recent detections of short timescale microlensing events in OGLE data, consist  $\sim 2\%$  of the dark matter.

*Primordial Black Holes.* As we have stated, when  $-0.090 < w < 0.048$ , the peak of the scalar power spectrum is to the ultraviolet of the peak of the induced GWs, and the GW spectrum between these two peaks has a power index that lies in  $[-1.5, 0.5]$  to  $1\text{-}\sigma$  confidence level. These two peak frequencies as well as their amplitudes are connected by Eq. (7), and the might-be detection of a relatively large GW spectrum implies that this frequency difference is not large, which can be further constrained by the PBH abundance.

PBHs will form by gravitational collapse at horizon reentry for the Hubble patches where the density contrast  $\delta\rho/\rho$  exceeds a threshold  $\delta_c$  [62–67], which depends on the equation of state  $w$  at the re-entry moment [68–71]. As a conservative estimate we use the Carr’s criterion in the uniform Hubble slice  $\tilde{\delta}_c = c_s^2 = 1$  [66], which when transferred to the comoving slice gives

$$\delta_c = \frac{3(1+w)}{5+3w}. \quad (10)$$

Our choice is justified by the fact that fluctuations of the scalar field propagate at  $c_s^2 = 1$  and the formation of PBHs is more difficult than in an adiabatic perfect fluid. Thus, we take the maximum bound of the density threshold [71].

The abundance of PBHs at their formation can be calculated by the Press-Schechter theory<sup>4</sup> [74]

$$\beta(M_{\text{PBH}}) = \frac{\gamma}{2} \operatorname{erfc} \left( \frac{\delta_c(w)}{\sqrt{2}\sigma(M_{\text{PBH}})} \right). \quad (11)$$

where  $\gamma \approx 0.2$  is the fraction of matter inside the Hubble horizon that collapses into PBH, and  $\sigma_{\text{PBH}}$  is the variance of the density perturbation smoothed on the mass scale of  $M_{\text{PBH}}$ ,

$$\sigma^2(M_{\text{PBH}}) = \left( \frac{2(1+w)}{5+3w} \right)^2 \int d \ln k W^2(kR) (kR)^4 \mathcal{P}_{\mathcal{R}}(k), \quad (12)$$

with  $W(kR)$  the window function to smooth the perturbation on the comoving scale  $R = 2GM_{\text{PBH}}/a_{\text{form}}$ . In this letter we take  $W(kR) = \exp(-k^2 R^2/2)$ . Different choice of window functions will leave significant uncertainties in the PBH abundance, which is well discussed in [75].

In a general  $w$ -dominated universe, the masses of the

PBHs are related to the comoving scale by

$$\frac{M_{\text{PBH}}}{M_{\odot}} \approx 1.58 \left( \frac{\gamma}{0.2} \right) \left( \frac{k_{\text{rh}}}{k_*} \right)^3 \frac{1+w}{1+3w} \left( \frac{13.5}{g_*(T_{\text{rh}})} \right)^{\frac{1}{2}} \left( \frac{T_{\text{rh}}}{130 \text{MeV}} \right)^{-2} \quad (13)$$

The fraction of PBHs with respect to cold dark matter is given by

$$f_{\text{PBH}} \approx 1.96 \beta \times 10^{12} \left( \frac{k_*}{k_{\text{rh}}} \right)^{\frac{6w}{1+3w}} \left( \frac{T_{\text{rh}}}{130 \text{MeV}} \right) \times \left( \frac{g_{*,s}(T_{\text{rh}})}{14.25} \right)^{-1} \left( \frac{g_*(T_{\text{rh}})}{13.5} \right), \quad (14)$$

where  $\beta$  is given by (11). A very sharp peak in the primordial scalar power spectrum leads to a monochromatic mass function. For both (13) and (14), we can use (7) to replace  $k_*/k_{\text{rh}}$  by  $\mathcal{A}_{\mathcal{R}}$ . By using (10) and  $T_{\text{rh}} \approx 130 \text{MeV}$ , it is clear to see that both  $f_{\text{PBH}}$  and  $M_{\text{PBH}}$  are functions of  $\mathcal{A}_{\mathcal{R}}$  and  $w$ , while the domain of  $w$  is given by (4), and the lower bound of  $\mathcal{A}_{\mathcal{R}}$  is given by (9). The upper bound of  $\mathcal{A}_{\mathcal{R}}$  however, is given by the observational constraints on the PBH abundance. Putting together (13) and (14), we can find the function of  $f_{\text{PBH}}(M_{\text{PBH}})$ , which is drawn in Fig.3 with different parameters  $\mathcal{A}_{\mathcal{R}}$  and  $w$ , together with the current microlensing constraints on the PBH abundance. A very interesting fact is that the mass window of the PBHs allowed by the NANOGrav result,  $10^{-6}M_{\odot}$  to  $10^{-2}M_{\odot}$  (planet mass), is consistent with the recent detection of short timescale microlensing events found in OGLE as PBH candidates [76], if

$$-0.091 \lesssim w \lesssim 0. \quad (15)$$

Especially,  $w = 0$  is critically allowed in the  $2\text{-}\sigma$  region of the PBH abundance. A typical parameter choice is

$$\mathcal{A}_{\mathcal{R}} = 0.11, \quad w = 0, \quad (16)$$

which gives  $f_{\text{PBH}} = 1.74 \times 10^{-2}$  at  $M_{\text{PBH}} = 7.60 \times 10^{-5}M_{\odot}$ , marked as a small red circle in Fig.3.

Therefore, when there is a dust-like stage before radiation dominated era, both the might-be SGWB observed by NANOGrav and the planet-mass PBHs observed by OGLE could originate from the peaked scalar perturbation. A low reheating temperature around 130 MeV and a (nearly) dust-like stage with  $-0.091 \lesssim w \lesssim 0$  between the reheating moment and the reentry of the peak mode of the curvature perturbation are crucial to make this happen. We would like to mention that both of the observations on the GWs and PBHs are not clear evidence. For NANOGrav signals, no quadrupole correlations are found, while for OGLE results the contamination of the floating isolated planets in the galactic disk must be removed. Both of these can be cleared in the future experiments on either PTA like FAST [77] and SKA [78], or

<sup>4</sup> See Refs. [72, 73] for recent progress within peak theory.

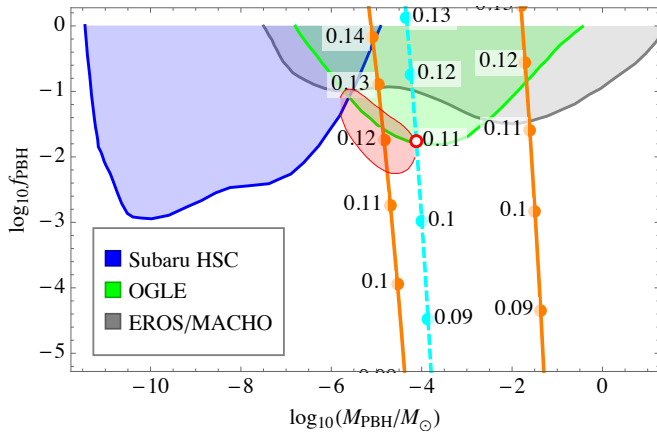


FIG. 3. The PBH abundance as a function of its mass. The blue, green, and gray shaded areas are excluded by current microlensing experiments of EROS/MACHO [80], Subaru HSC [81], OGLE [76], respectively. The region allowed by 1- $\sigma$  power index and 2- $\sigma$  characteristic strain from NANOGrav result is between the orange lines, which are  $w = -0.091$ ,  $h_c = 1.37 \times 10^{-15}$  (left) and  $w = 0.048$ ,  $h_c = 2.67 \times 10^{-15}$  (right), respectively. The cyan dashed line is the 2- $\sigma$  lower bound of  $h_c$  with  $w = 0$ . Some values of  $\mathcal{A}_R$  are labeled on the lines. The red contour is the 95% CL PBH abundance, if the six planet-mass candidates found in [76] are PBHs. The small circle denotes a typical value of  $f_{\text{PBH}} = 0.0174$  at  $M_{\text{PBH}} = 7.60 \times 10^{-5} M_{\odot}$ .

microlensing like Subaru HSC [79], which could verify or falsify the prediction of our model.

*Conclusions.* The fact that the power index of the GW spectrum fit from first five bins of the time residuals observed by NANOGrav is small<sup>5</sup> motivates us to consider that NANOGrav has observed induced GWs from a (close to) dust-like stage. If such a stage is driven by a scalar field, this scenario predicts planet-mass PBHs whose masses span from  $10^{-6} M_{\odot}$  to  $10^{-2} M_{\odot}$ , depending on the value of the effective equation of state  $w$ . We find that for  $-0.091 \lesssim w \lesssim 0$  the predicted PBH mass and abundance are consistent with that of the recently detected short-timescale microlensing events from OGLE data. This prediction that both the stochastic GWs at around  $10^{-9}$  Hz and the planet-mass PBHs are from the same origin can be further explored by the future experiments of PTA and microlensing. It should be noted that the PBH abundance is exponentially sensitive to the precise value of the density threshold. Thus, the derived PBH abundance should be taken as a rough estimate. Numerical calculations of PBH formation in a

<sup>5</sup> If all the 30 bins, instead of only the first 5, are taken into account, the best fit indeed gives  $\beta = 3$ , which equals to the universal infrared scaling of the GW spectra from a variety of sources studied in Ref.[31]. However, it is believed that the high-frequency bins are probably from noise rather than real signals [9].

scalar field domination are needed for a determination of  $\delta_c$  and  $\gamma$  with higher precision.

Our conclusion cannot be directly extrapolated to an adiabatic perfect fluid. In a matter-dominated universe, for instance, the PBH formation is much enhanced [82, 83], which is equivalent to suppress the amplitude of the curvature perturbation spectrum for a fixed PBH abundance. This will also shift the PBH mass to as large as supermassive black holes, which we would like to study in the future.

In this letter, we focused for simplicity on a  $\delta$ -function peak in the curvature perturbation spectrum, which is equivalent to a narrow peak with a dimensionless width  $\Delta < k_{\text{rh}}/k_* \lesssim 0.19$ . In this case, the far infrared power index at  $f \lesssim f_{\text{rh}} \lesssim 2.4 \times 10^{-9}$  increases by 1 [41], while the frequency band of NANOGrav data remains unaffected. However, for a broader peak with  $\Delta \gtrsim 0.19$ , the spectrum for  $f \gtrsim f_{\text{rh}}$  substantially changes. An intermediate width of  $0.19 \lesssim \Delta \lesssim 0.4$  yields a broken power law in the frequency band of  $[f_{\text{rh}}, f_*]$  [41]. A broad width of  $\Delta \gtrsim 0.4$  increases the entire power for  $f < f_*$  by 1, which shifts the 1- $\sigma$  region for  $w$  to only negative values, excluding the possibility of a dust-like state at 1- $\sigma$ . It also suppresses the amplitude of the induced GWs at the scale of reheating compared to the narrow peak case, shrinking the parameter space. In addition, a broad peak in the PBH abundance makes the constraints more complicated. We leave detailed studies of the broad peak for future work.

*Acknowledgement* We thank Sabino Matarrese and Misao Sasaki for useful discussions and comments. G.D. was partially supported by the European Union's Horizon 2020 research and innovation programme under the Marie Skłodowska-Curie grant agreement No 754496. The work of S.P. is supported in part by JSPS Grant-in-Aid for Early-Career Scientists No. 20K14461, and by the World Premier International Research Center Initiative (WPI Initiative), MEXT, Japan.

\* domenech@thphys.uni-heidelberg.de

† shi.pi@ipmu.jp

- [1] B. Abbott et al. (LIGO Scientific, Virgo), Phys. Rev. Lett. **116**, 061102 (2016), arXiv:1602.03837 [gr-qc].
- [2] B. P. Abbott et al. (LIGO Scientific, Virgo), Phys. Rev. Lett. **116**, 241103 (2016), arXiv:1606.04855 [gr-qc].
- [3] B. P. Abbott et al. (LIGO Scientific, VIRGO), Phys. Rev. Lett. **118**, 221101 (2017), [Erratum: Phys.Rev.Lett. 121, 129901 (2018)], arXiv:1706.01812 [gr-qc].
- [4] B. P. Abbott et al. (LIGO Scientific, Virgo), Astrophys. J. **851**, L35 (2017), arXiv:1711.05578 [astro-ph.HE].
- [5] B. Abbott et al. (LIGO Scientific, Virgo), Phys. Rev. Lett. **119**, 141101 (2017), arXiv:1709.09660 [gr-qc].
- [6] B. Abbott et al. (LIGO Scientific, Virgo), Phys. Rev. Lett. **119**, 161101 (2017), arXiv:1710.05832 [gr-qc].
- [7] M. V. Sazhin, Vestn. Mosk. Univ. Fiz. Astron. **18**, 82

- (1977).
- [8] S. L. Detweiler, *Astrophys. J.* **234**, 1100 (1979).
- [9] Z. Arzoumanian et al. (NANOGrav), (2020), arXiv:2009.04496 [astro-ph.HE].
- [10] R. Hellings and G. Downs, *Astrophys. J. Lett.* **265**, L39 (1983).
- [11] J. Ellis and M. Lewicki, (2020), arXiv:2009.06555 [astro-ph.CO].
- [12] S. Blasi, V. Brdar, and K. Schmitz, (2020), arXiv:2009.06607 [astro-ph.CO].
- [13] W. Buchmuller, V. Domcke, and K. Schmitz, (2020), arXiv:2009.10649 [astro-ph.CO].
- [14] R. Samanta and S. Datta, (2020), arXiv:2009.13452 [hep-ph].
- [15] Y. Nakai, M. Suzuki, F. Takahashi, and M. Yamada, (2020), arXiv:2009.09754 [astro-ph.CO].
- [16] A. Addazi, Y.-F. Cai, Q. Gan, A. Marciano, and K. Zeng, (2020), arXiv:2009.10327 [hep-ph].
- [17] A. Neronov, A. Roper Pol, C. Caprini, and D. Semikoz, (2020), arXiv:2009.14174 [astro-ph.CO].
- [18] W. Ratzinger and P. Schwaller, (2020), arXiv:2009.11875 [astro-ph.CO].
- [19] L. Bian, J. Liu, and R. Zhou, (2020), arXiv:2009.13893 [astro-ph.CO].
- [20] H.-H. Li, G. Ye, and Y.-S. Piao, (2020), arXiv:2009.14663 [astro-ph.CO].
- [21] J. Liu, R.-G. Cai, and Z.-K. Guo, (2020), arXiv:2010.03225 [astro-ph.CO].
- [22] A. Paul, U. Mukhopadhyay, and D. Majumdar, (2020), arXiv:2010.03439 [hep-ph].
- [23] V. Vaskonen and H. Veermäe, (2020), arXiv:2009.07832 [astro-ph.CO].
- [24] V. De Luca, G. Franciolini, and A. Riotto, (2020), arXiv:2009.08268 [astro-ph.CO].
- [25] N. Bhaumik and R. K. Jain, (2020), arXiv:2009.10424 [astro-ph.CO].
- [26] K. Kohri and T. Terada, (2020), arXiv:2009.11853 [astro-ph.CO].
- [27] S. Vagnozzi, (2020), arXiv:2009.13432 [astro-ph.CO].
- [28] R. Namba and M. Suzuki, (2020), arXiv:2009.13909 [astro-ph.CO].
- [29] S. Sugiyama, V. Takhistov, E. Vitagliano, A. Kusenko, M. Sasaki, and M. Takada, (2020), arXiv:2010.02189 [astro-ph.CO].
- [30] Z. Zhou, J. Jiang, Y.-F. Cai, M. Sasaki, and S. Pi, (2020), arXiv:2010.03537 [astro-ph.CO].
- [31] R.-G. Cai, S. Pi, and M. Sasaki, (2019), arXiv:1909.13728 [astro-ph.CO].
- [32] S. Pi and M. Sasaki, *JCAP* **09**, 037 (2020), arXiv:2005.12306 [gr-qc].
- [33] F. D’Eramo and K. Schmitz, *Phys. Rev. Research.* **1**, 013010 (2019), arXiv:1904.07870 [hep-ph].
- [34] F. Hajkarim and J. Schaffner-Bielich, *Phys. Rev. D* **101**, 043522 (2020), arXiv:1910.12357 [hep-ph].
- [35] M. Guzzetti, N. Bartolo, M. Liguori, and S. Matarrese, *Riv. Nuovo Cim.* **39**, 399 (2016), arXiv:1605.01615 [astro-ph.CO].
- [36] S. J. Kapadia, K. L. Pandey, T. Suyama, S. Kandhasamy, and P. Ajith, (2020), arXiv:2009.05514 [gr-qc].
- [37] M. Giovannini, *Class. Quant. Grav.* **26**, 045004 (2009), arXiv:0807.4317 [astro-ph].
- [38] C. Caprini and D. G. Figueroa, *Class. Quant. Grav.* **35**, 163001 (2018), arXiv:1801.04268 [astro-ph.CO].
- [39] S. Blasi, V. Brdar, and K. Schmitz, (2020), arXiv:2004.02889 [hep-ph].
- [40] G. Domènech, *Int. J. Mod. Phys. D* **29**, 2050028 (2020), arXiv:1912.05583 [gr-qc].
- [41] G. Domènech, S. Pi, and M. Sasaki, *JCAP* **08**, 017 (2020), arXiv:2005.12314 [gr-qc].
- [42] I. Dalianis and K. Kritos, (2020), arXiv:2007.07915 [astro-ph.CO].
- [43] Y. Cui, M. Lewicki, D. E. Morrissey, and J. D. Wells, *JHEP* **01**, 081 (2019), arXiv:1808.08968 [hep-ph].
- [44] Y. Cui, M. Lewicki, D. E. Morrissey, and J. D. Wells, *Phys. Rev. D* **97**, 123505 (2018), arXiv:1711.03104 [hep-ph].
- [45] R. Allahverdi et al., (2020), arXiv:2006.16182 [astro-ph.CO].
- [46] F. Lucchin and S. Matarrese, *Phys. Rev. D* **32**, 1316 (1985).
- [47] S. Matarrese, O. Pantano, and D. Saez, *Phys. Rev. D* **47**, 1311 (1993).
- [48] S. Matarrese, O. Pantano, and D. Saez, *Phys. Rev. Lett.* **72**, 320 (1994), arXiv:astro-ph/9310036.
- [49] S. Matarrese, S. Mollerach, and M. Bruni, *Phys. Rev. D* **58**, 043504 (1998), arXiv:astro-ph/9707278.
- [50] H. Noh and J.-c. Hwang, *Phys. Rev. D* **69**, 104011 (2004).
- [51] C. Carbone and S. Matarrese, *Phys. Rev. D* **71**, 043508 (2005), arXiv:astro-ph/0407611.
- [52] K. Nakamura, *Prog. Theor. Phys.* **117**, 17 (2007), arXiv:gr-qc/0605108.
- [53] K. N. Ananda, C. Clarkson, and D. Wands, *Phys. Rev. D* **75**, 123518 (2007), arXiv:gr-qc/0612013.
- [54] D. Baumann, P. J. Steinhardt, K. Takahashi, and K. Ichiki, *Phys. Rev. D* **76**, 084019 (2007), arXiv:hep-th/0703290.
- [55] B. Osano, C. Pitrou, P. Dunsby, J.-P. Uzan, and C. Clarkson, *JCAP* **04**, 003 (2007), arXiv:gr-qc/0612108.
- [56] M. Kawasaki, K. Kohri, and N. Sugiyama, *Phys. Rev. Lett.* **82**, 4168 (1999), arXiv:astro-ph/9811437.
- [57] M. Kawasaki, K. Kohri, and N. Sugiyama, *Phys. Rev. D* **62**, 023506 (2000), arXiv:astro-ph/0002127.
- [58] S. Hannestad, *Phys. Rev. D* **70**, 043506 (2004), arXiv:astro-ph/0403291.
- [59] T. Hasegawa, N. Hiroshima, K. Kohri, R. S. Hansen, T. Tram, and S. Hannestad, *JCAP* **12**, 012 (2019), arXiv:1908.10189 [hep-ph].
- [60] K. Ando, K. Inomata, and M. Kawasaki, *Phys. Rev. D* **97**, 103528 (2018), arXiv:1802.06393 [astro-ph.CO].
- [61] Z. Arzoumanian et al. (NANOGrav), *Astrophys. J.* **859**, 47 (2018), arXiv:1801.02617 [astro-ph.HE].
- [62] I. D. Zel’dovich, Ya.B.; Novikov, *Soviet Astron. AJ (Engl. Transl.)*, **10**, 602 (1967).
- [63] S. Hawking, *Mon. Not. Roy. Astron. Soc.* **152**, 75 (1971).
- [64] B. J. Carr and S. Hawking, *Mon. Not. Roy. Astron. Soc.* **168**, 399 (1974).
- [65] P. Meszaros, *Astron. Astrophys.* **37**, 225 (1974).
- [66] B. J. Carr, *Astrophys. J.* **201**, 1 (1975).
- [67] M. Khlopov, B. Malomed, and I. Zeldovich, *Mon. Not. Roy. Astron. Soc.* **215**, 575 (1985).
- [68] I. Musco, J. C. Miller, and L. Rezzolla, *Class. Quant. Grav.* **22**, 1405 (2005), arXiv:gr-qc/0412063.
- [69] I. Musco, J. C. Miller, and A. G. Polnarev, *Class. Quant. Grav.* **26**, 235001 (2009), arXiv:0811.1452 [gr-qc].
- [70] I. Musco and J. C. Miller, *Class. Quant. Grav.* **30**, 145009 (2013), arXiv:1201.2379 [gr-qc].
- [71] T. Harada, C.-M. Yoo, and K. Kohri, *Phys. Rev. D* **88**, 084051 (2013), [Erratum: *Phys.Rev.D* 89, 029903

- (2014)], arXiv:1309.4201 [astro-ph.CO].
- [72] C. Germani and R. K. Sheth, Phys. Rev. D **101**, 063520 (2020), arXiv:1912.07072 [astro-ph.CO].
- [73] A. Escrivà, C. Germani, and R. K. Sheth, Phys. Rev. D **101**, 044022 (2020), arXiv:1907.13311 [gr-qc].
- [74] M. Sasaki, T. Suyama, T. Tanaka, and S. Yokoyama, Class. Quant. Grav. **35**, 063001 (2018), arXiv:1801.05235 [astro-ph.CO].
- [75] K. Tokeshi, K. Inomata, and J. Yokoyama, (2020), arXiv:2005.07153 [astro-ph.CO].
- [76] H. Niikura, M. Takada, S. Yokoyama, T. Sumi, and S. Masaki, Phys. Rev. D **99**, 083503 (2019), arXiv:1901.07120 [astro-ph.CO].
- [77] G. Hobbs, S. Dai, R. Manchester, R. Shannon, M. Kerr, K. Lee, and R. Xu, Res. Astron. Astrophys. **19**, 020 (2019), arXiv:1407.0435 [astro-ph.IM].
- [78] G. Janssen *et al.*, PoS **AASKA14**, 037 (2015), arXiv:1501.00127 [astro-ph.IM].
- [79] A. Kusenko, M. Sasaki, S. Sugiyama, M. Takada, V. Takhistov, and E. Vitagliano, (2020), arXiv:2001.09160 [astro-ph.CO].
- [80] P. Tisserand *et al.* (EROS-2), Astron. Astrophys. **469**, 387 (2007), arXiv:astro-ph/0607207.
- [81] H. Niikura *et al.*, Nature Astron. **3**, 524 (2019), arXiv:1701.02151 [astro-ph.CO].
- [82] M. Khlopov and A. Polnarev, Phys. Lett. B **97**, 383 (1980).
- [83] T. Harada, C.-M. Yoo, K. Kohri, K.-i. Nakao, and S. Jhingan, Astrophys. J. **833**, 61 (2016), arXiv:1609.01588 [astro-ph.CO].